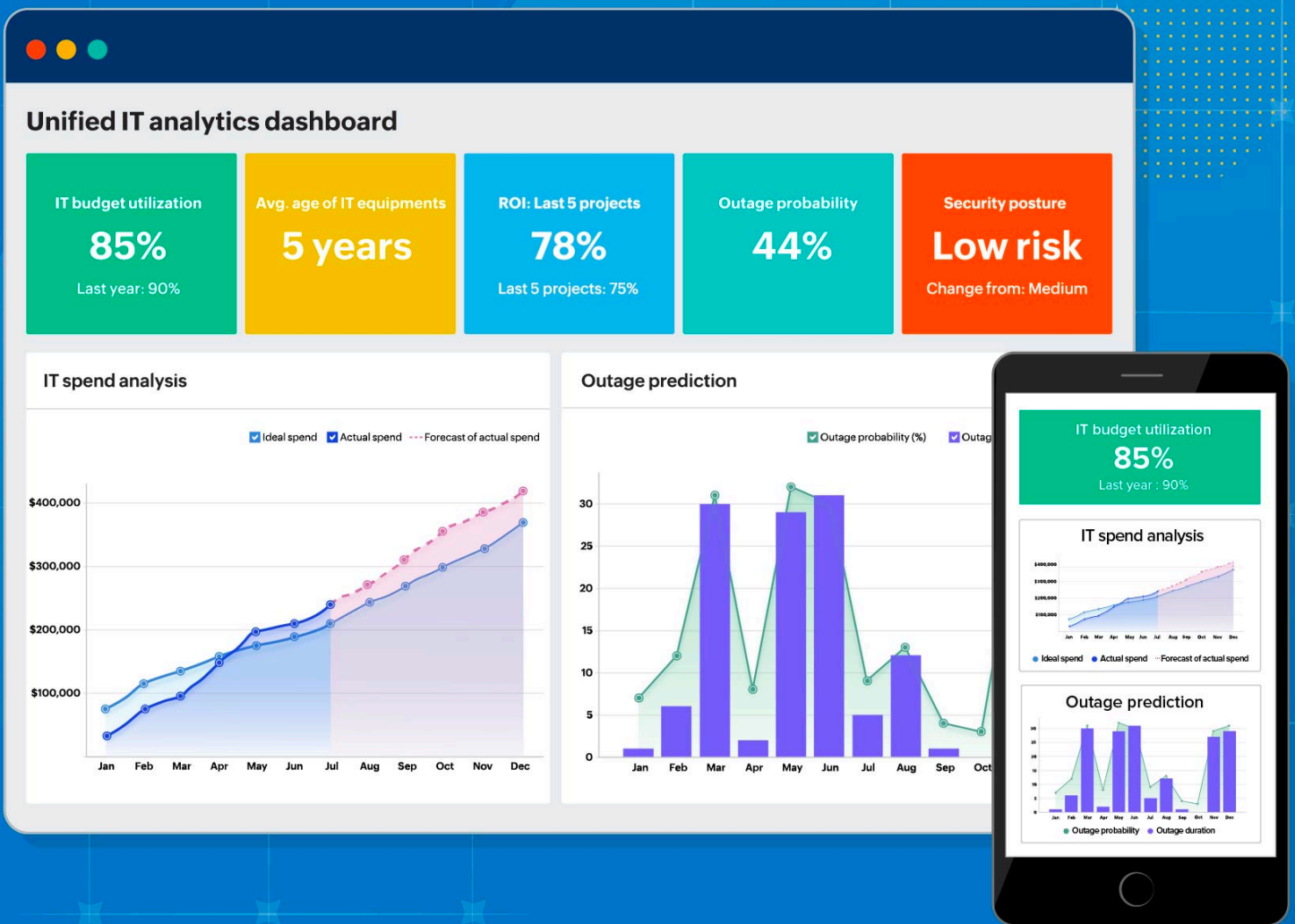


# ANALYTICS PLUS

Transform your IT data into action plans



# Advanced analytics for powerful insights into your IT data

**O**rganizations often use several monitoring and management tools to power their IT. But the problem is that all the data from these tools is siloed, making it impossible to gain actionable insights into your organization's performance.

ManageEngine Analytics Plus is an advanced analytics solution that integrates and merges data islands into a single console. This delivers instant insights in the form of rich visuals and interactive dashboards. This enables users to spot trends and anomalies, identify and troubleshoot issues, perform root cause analysis, predict future trends, and more.



## QUICK AND EASY SETUP

Analytics Plus is available as on-premises as well as in the cloud editions. Download, install, integrate all your IT apps and hit the ground running using the on-premises version. Or, you can sign up, invite your team, and start using the cloud version of Analytics Plus.



## OUT-OF-THE-BOX IT ANALYTICS

Analytics Plus offers more than 600 prebuilt reports and dashboards for integration with more than 40 IT applications—such as ServiceNow, Jira, Zendesk, ServiceDesk Plus, Endpoint Central, Splunk, DataDog, Nagios, BMC, Ivanti, ServiceDesk Plus MSP, OpManager, Applications Manager and more.



## UNIFIED INSIGHTS FROM VARIOUS DATA SOURCES

Analytics Plus analyzes data from a variety of sources—including local and cloud databases, files and feeds, cloud drives, web URLs, relational and non-relational databases, and IT and business applications—through out-of-the-box integrations, APIs, and live connectors that provide you with a unified view of your IT.



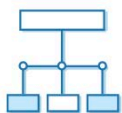
## AUGMENTED ANALYTICS

Converse with our built-in analytics assistant, Zia, to create and interact with your reports; slice and dice data, perform root-cause analysis, and drill down into specifics—using voice or text commands.



## AI-DRIVEN INSIGHTS

Zia can summarize the data in your reports into actionable insights, enabling you to dig deeper into your data with minimal human effort. Zia also provides intuitive suggestions to help narrow down results and speed up your reporting process.



## SCENARIO PLANNING

Forecast future trends accurately using Analytics Plus' robust forecasting engine. Plan and prepare to achieve your desired outcomes using scenario planning.



## DATA CORRELATION

Blend data from multiple IT applications and data sources. Discover hidden correlations to help you understand how activities in one IT sub-division impact the others. Learn more about [data blending](#).



### **POWERFUL COMPUTATIONS**

Analytics Plus features an Excel-like formula engine, and an extensive library of mathematical and statistical functions to enable you to create custom metrics and KPIs.



### **SECURE SHARING**

Securely share reports and dashboards, and embed dashboards in websites, intranets and other web apps for wider access with fine-grained control. Hand-pick reports and organize them into a slideshows, or create web embeds for publishing to your select audiences.



### **CONTEXTUAL COLLABORATION**

Why wait for monthly review meetings to discuss your views when you can tag users, ask questions, and get responses in real time? Analytics Plus' report commenting facilitates healthy discussions and knowledge sharing on key metrics with report commenting.




### **REAL-TIME DATA ALERTS**

With Analytics Plus, you can receive automated alerts whenever there is a change in your metrics. For example, when SLA compliance dips below 95% or the number of backlogs exceeds 100. These alerts are sent via in-app notifications and emails.



### **ANOMALY DETECTION**

Leverage ML-based anomaly detection to proactively spot and stop problems in your IT. Analytics Plus' algorithms analyze historical data and identify patterns leading up to issues, problems, or downtime, and intuitively alert users when similar patterns re-occur.



### **PATTERN IDENTIFICATION**

Analytics Plus enables you to discover data patterns via visual analysis, so you can understand seasonal, yearly, quarterly, monthly, weekly, or daily trends.



### **LOWER TOTAL COST OF OWNERSHIP (TCO)**

Analytics Plus can save organizations like yours up to 50% of their TCO compared to other IT analytics tools offering similar functionalities.

## **About Analytics Plus**

**ManageEngine Analytics Plus** (cloud and on-premises) is an IT analytics solution that leverages AI, NLP and ML capabilities to enable users to create reports instantly and make faster strategic decisions. Analytics Plus' AI capabilities also enables users to gain contextual insights and suggestions about problems and solutions plaguing their IT. Analytics Plus integrates with several IT and business applications—such as ServiceNow, Jira, Software, Zendesk, Xero, QuickBooks, SurveyMonkey and more— to give you a 360-degree vision of IT.

[\*\*Try Analytics Plus for free\*\*](#) to kick start your IT analytics journey. Want to know more about the product before giving it a try?

[\*\*Sign up for a free virtual tour with our experts.\*\*](#)



# About ManageEngine

**ManageEngine** is bringing IT together for IT teams that need to deliver real-time services and support. Worldwide, established and emerging enterprises—including 9 of every 10 Fortune 100—rely on our real time IT management tools to ensure tight business-IT alignment and optimal performance of their IT infrastructure, including networks, servers, applications, desktops, and more. ManageEngine is a division of Zoho Corporation with offices worldwide, including the United States, India, Singapore, Japan, and China.

**280K**  
customers  
across the world

**20+**  
years of  
management experience

**90+**  
products  
and free tools

**190+**  
countries  
served

