

The essential toolkit for  
effective AD management:

# GPO management with ADManager Plus



# The essential toolkit for effective AD management: GPO management with ADManager Plus

## Challenge

Organizations generally have various complex requirements, and it's up to IT administrators to create the numerous policies that put these requirements into effect. That means administrators have a challenging task at hand: administering Active Directory (AD) Group Policy Objects (GPOs). This is a challenge because creating a bunch of policies and configuring settings for different users and computers all at once can be very time-consuming.

Since an organization's policies can change often, it's difficult to individually reconfigure GPOs every time there's a change in policy. If admins were to do this using the Group Policy Management Console (GPMC), imagine the difficulty in individually linking GPOs to different organization units (OUs), deleting GPOs one by one, and so on.

To facilitate audits and ensure compliance, admins should keep track of the GPO changes in their AD and prepare periodic reports. Making these reports manually could take a lot of time and introduce many chances for errors to creep in, or for some details to inadvertently go missing. Though such errors appear harmless on the surface, they could pose some serious consequences later.

## Solution

With the right AD management tool, admins can simplify GPO management by configuring GPOs in bulk. That way, they won't have to individually configure GPOs for each OU, domain, or site. A detailed reporting feature can also help admins monitor compliance by auditing all GPO changes and generating reports according to established requirements.

ADManager Plus, an easy-to-use AD management and reporting solution, helps users with both bulk GPO management and compliance monitoring. Additionally, ADManager Plus' GPO management feature helps users with many GPO-related tasks, including:



- Creating GPOs and linking them to multiple OUs or sites all at once.
- Editing GPOs.
- Enabling, disabling, and deleting GPOs.
- Enabling, disabling, and removing GPO links.
- Enforcing or removing enforcement of GPO links.
- Blocking or unblocking GPO link inheritance.

## How ADManager Plus works

ADManager Plus supports a number of aspects of AD management, including:

- GPO management
- GPO link management
- GPO reporting
- GPO change auditing
- GPO compliance monitoring

## GPO management

Using ADManager Plus' GPO management feature, admins can quickly create and manage GPOs in their organization.

### Create GPOs

Creating GPOs and linking them with AD objects is not a one-step task when using GPMC. With GPMC, admins would have to first create the GPO and then link it to the corresponding objects, which is time-consuming. Whereas with ADManager Plus, admins can use a single console to create the GPO and link it to multiple OUs or sites, all at once (Fig. 1).



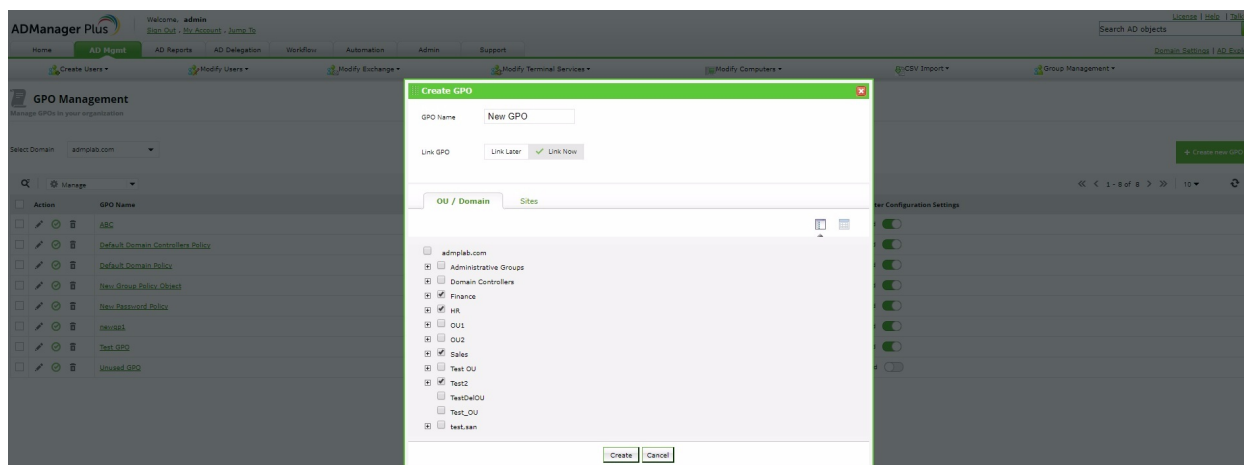


Figure 1. After entering a name for a new GPO, admins can link that GPO to a particular OU, domain, or site.

## Manage GPOs

Using ADManager Plus, admins can easily:

- Edit GPOs.
- Enable or disable GPOs.
- Delete GPOs.

Admins constantly have to create new group policies to meet the changing needs of their organization. When new policies are applied, they can either delete the old policies permanently or disable them. Using ADManager Plus, these actions can be performed with ease. ADManager Plus' GPO management feature helps admins edit the administrative template settings for both user and computer configurations of GPOs. And unlike GPMC, admins can perform management actions on multiple GPOs at once using ADManager Plus, saving them time and effort (Fig. 2).

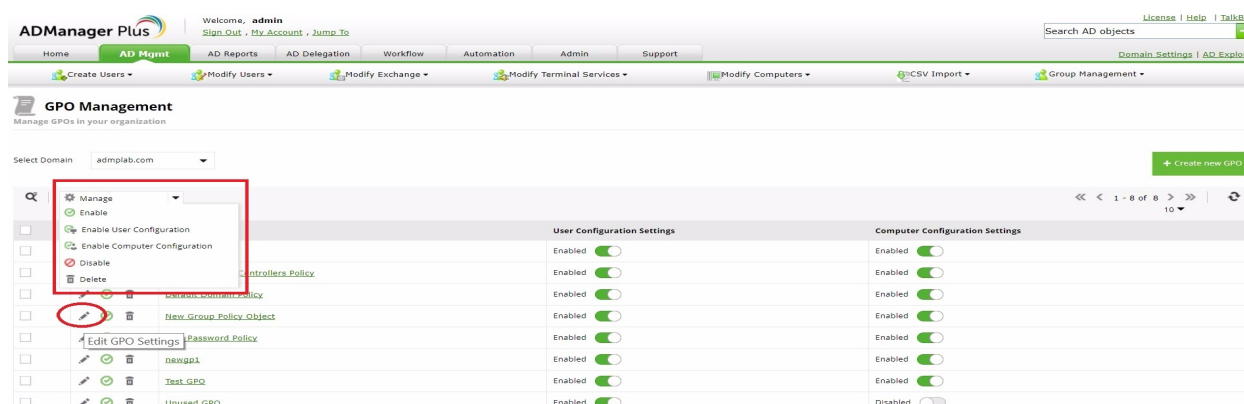


Figure 2. The list of GPO management actions within ADManager Plus.

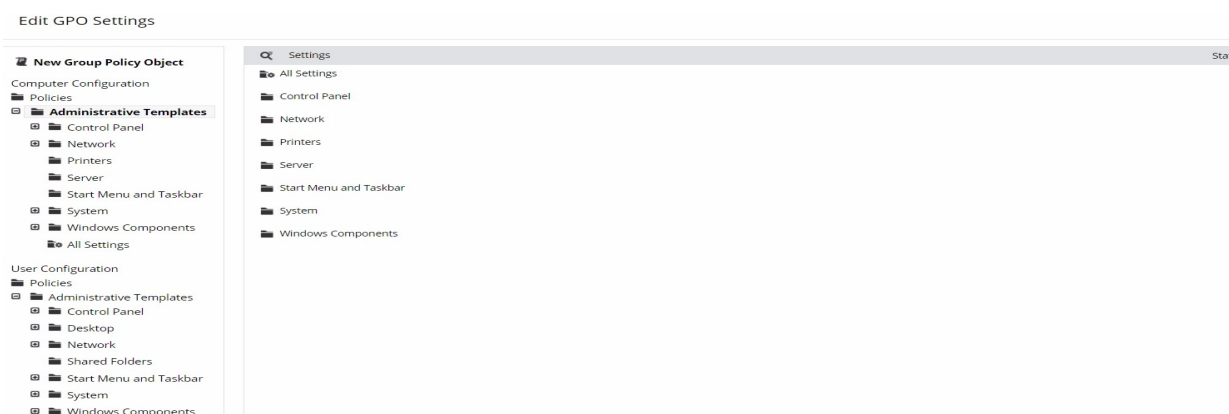


Figure 3. The Edit GPO Settings window in ADManager Plus.

## GPO link management

Configuring a GPO in a larger organization where there are hundreds of GPOs and OUs is a daunting task. However, ADManager Plus makes this task easy by allowing administrators to link GPOs to multiple objects in just one click (Fig. 4).

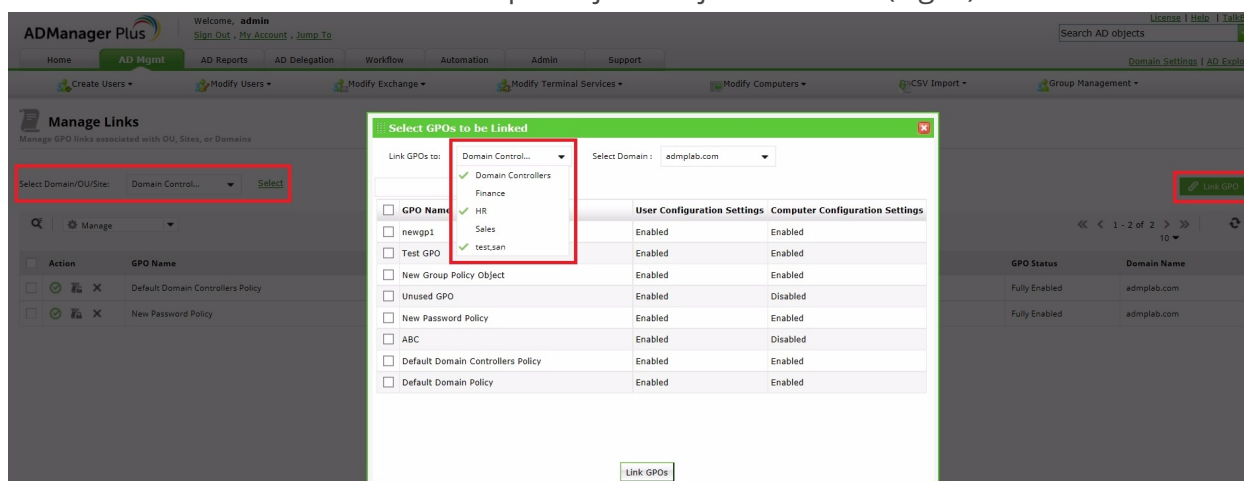


Figure 4. Linking multiple AD objects to GPOs at once.

## Manage GPO links

An organization's policies can change regularly and as these changes occur, admins are required to make corresponding changes in GPOs. For instance, a GPO that deals with firewall settings might apply to an entire OU, but a change in that organization's policy might demand that it be applied to only a few child OUs within that OU. To quickly and easily facilitate these types of changes, ADManager Plus offers the following features:

- Enable, disable, or remove GPO links.
- Enforce or remove enforcement options for GPO links.
- Block or unblock inheritance of GPO links.

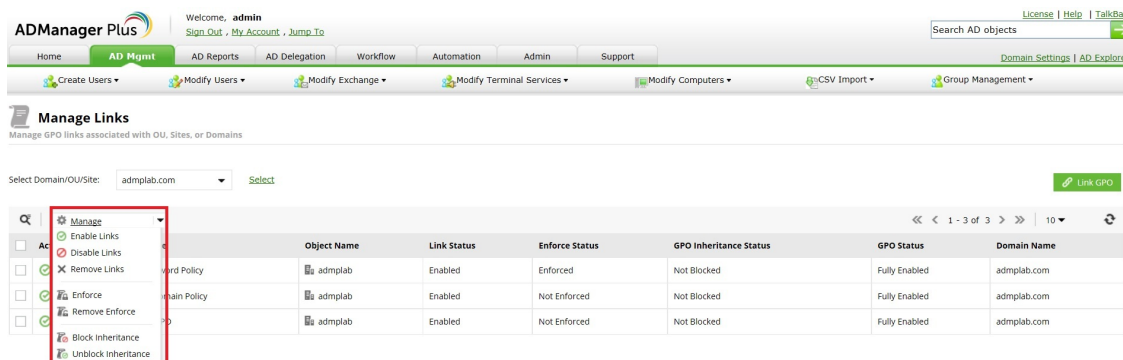


Figure 5. Various GPO link management options in ADManager Plus.

## GPO reporting

As shown in Figure 6, "GPO Reports" is found under the **AD Reports** tab of ADManager Plus.

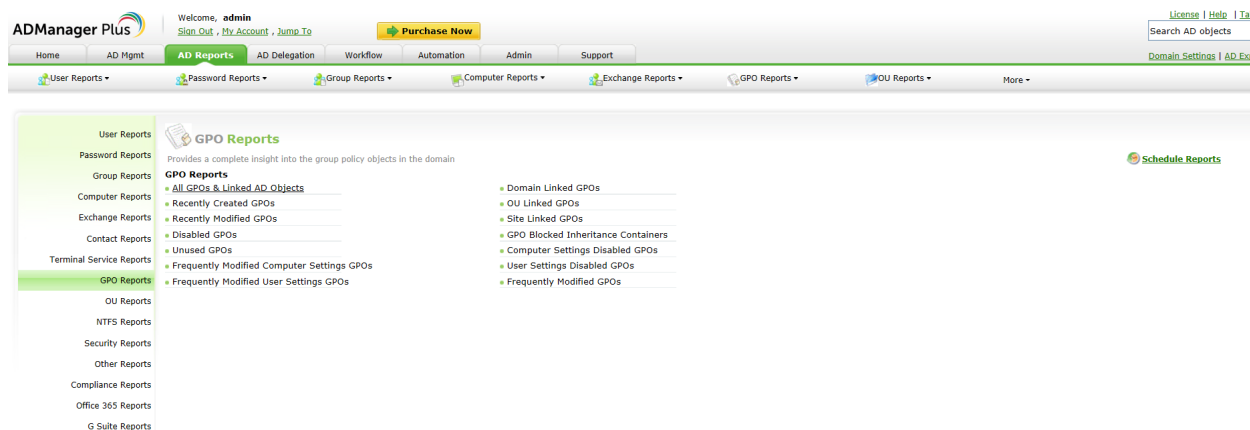


Figure 6. A complete list of GPO reports in ADManager Plus.

ADManager Plus currently offers more than ten pre-canned reports that provide information about every GPO and the AD objects linked with them, recently created or modified GPOs, disabled GPOs, unused GPOs, and so on. These reports offer admins multiple benefits such as streamlining GPOs, identifying and reducing unused GPOs, determining errors in GPO application, identifying impacted AD objects, and more.

Report generation can also be completely automated, enabling admins to adopt a "set it and forget it" mentality. For example, once the admin schedules their required type of report, the report will be sent to the configured email addresses in the admin's choice of CSV, PDF, HTML, or XLSX formats. In addition to the above mentioned benefits, ADManager Plus' GPO reports offer these two options for reporting:

### **GPO change auditing**

The **Recently Modified GPOs** report can be used to find out what GPOs were recently modified and which AD objects are linked to them. This helps admins to keep track of the GPOs that have changed and ensure that no GPOs were changed by mistake or with malicious intent.

### **GPO compliance monitoring**

Once they've applied GPOs, admins can use the **All GPOs & Linked AD Objects** report to check whether those GPOs have been applied to the targeted OU, domain, or site. They can also use the **OU Linked GPOs**, **Domain Linked GPOs**, and **Site Linked GPOs** reports to check whether a particular OU, domain, or site complies with the necessary policies. In this way, ADManager Plus' GPO reports help admins effectively monitor GPO compliance in AD.

## **Summary**

In short, ADManager Plus offers the following benefits to users:

- Allows users to configure GPOs for multiple objects at once.
- Makes GPO auditing easy with the help of GPO reports.
- Eases the compliance monitoring process.
- Enhances security by eliminating the need to provide direct AD access for GPO configuration.
- Eliminates the need to install GPMC.

Thus, with its wide gamut of features and easy-to-use UI, ADManager Plus makes GPO management and reporting absolutely easy.



## About ADManager Plus

ADManager Plus is a web-based Windows Active Directory management and reporting solution that helps Active Directory administrators and help desk technicians accomplish their day-to-day activities. With an intuitive, easy-to-use interface, ADManager Plus handles a variety of complex tasks and generates an exhaustive list of Active Directory reports, some of which are essential requirements to satisfy compliance audits. It also helps administrators manage and report on their Exchange Server, Office 365, and Google Apps environments, in addition to Active Directory, from a single console. For more information on ManageEngine ADManager Plus, visit <https://www.manageengine.com/ad-manager/>.